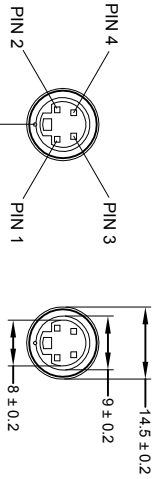



VIEW A



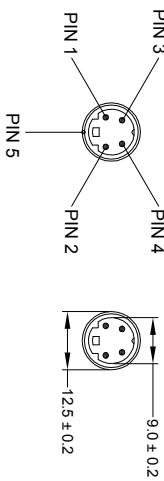
4 PIN MINI DIN FEMALE MATING FACE

PIN #	WIRE COLOUR	DESCRIPTION
1	YELLOW	VIDEO
2	RED	+12V
3	BLUE	ADD. FUNCTION
4	WHITE	AUDIO
5	SHIELD	GND



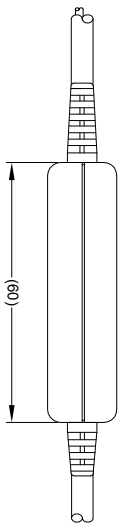
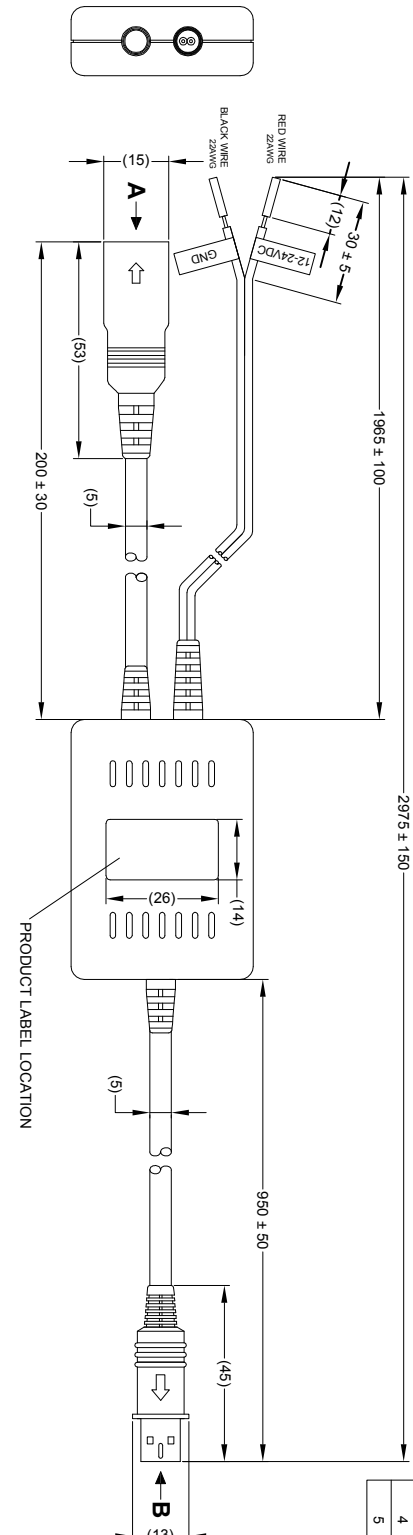
SERIAL NUMBER LABEL LOCATION

VIEW B



4 PIN MINI DIN MALE MATING FACE

PIN #	WIRE COLOUR	DESCRIPTION
1	YELLOW	VIDEO
2	RED	+12V
3	BLUE	ADD. FUNCTION
4	WHITE	AUDIO
5	SHIELD	GND



NOTES:

- ONLY TO BE USED** WITH BRIGADE ELECTRONICS MONITORS. TO ENABLE A TILT FEATURE.
- ONLY TO BE USED** WITH BRIGADE ELECTRONICS ELITE TILT CAMERAS.
- FOR GIFTBOX LABEL REFER TO LATEST REVISION OF DRAWING BE-001547-XX-11.
- FOR PRODUCT LABEL REFER TO LATEST REVISION OF DRAWING BE-001488-XX-11.
- FOR SERIAL NUMBER LABEL REFER TO LATEST REVISION OF DRAWING BE-001655-XX-11
- ANY CUSTOMER MODIFICATION OF THIS PRODUCT CAUSING SUBSEQUENT FAILURE IS NOT A LIABILITY OF BRIGADE ELECTRONICS PLC.



PROPRIETARY NOTICE
THIS DESIGN AND TECHNICAL INFORMATION APPEARING ON THIS DRAWING IS THE PROPERTY OF BRIGADE ELECTRONICS, AND IS DISCLOSED IN CONFIDENCE. IT IS NOT TO BE COPIED, REPRODUCED, REVEALED TO OR EXPLOITED BY OTHERS, EITHER IN WHOLE OR IN PART WITHOUT THE EXPRESS WRITTEN CONSENT OF BRIGADE ELECTRONICS.

Revision Notes			
R1 - CABLES REVISED	Drawn: -	Checked: BRAR	Approved: DKRAL
APA: -	Drawn: RBATES	Checked: MBUTLER	Approved: GPLTH
R2 - VIEW A AND B MATING FACES AND PINOUT DETAILS UPDATED. NOTES UPDATED AS PER ECR CR-A204.	Drawn: RBATES	Checked: MBUTLER	Approved: GPLTH
APA: TCR00	Drawn: RBATES	Checked: MBUTLER	Approved: GPLTH
		Date: 02/04/16	Date: 14/07/16

<p>Angle of Projection Third Angle</p>		<p>Assembly PI Approval</p>	
Units	Scale	Approved by	Checked by
mm	N/A	DKRAL	LBRAR
Status	Released	Released	Assembly Ref
RELEASED	24/02/10	EMC-20T	JNEMAN
Part No	TC-1000-ECU		Drawn by
#3665	BE-001470-02-11		JNEMAN